

HCJS

AT HOME

22 MAY 2020



IN OUR LESSONS THIS WEEK...

Many thanks to those of you (teachers and children), who have sent in your 'Things to Remember' films. The first of these can be seen [here](#) and I will be sharing more with you over the coming days. If you have not yet recorded yours and would like to, then please do. Parents, children and teachers are all most welcome to take part.

You will have heard Mrs Gummerson's request for cookery videos during assembly this morning. Her challenge is [here](#) should you have missed it. I should also like to congratulate Summer B and Zack M who were joint winners of Mrs Goodie's chalk drawing challenge - well done to both!

Teachers have been bowled over by so much of the work which the children have been doing, some of which is detailed in this newsletter. My congratulations to the children and my thanks to all of you who are supporting the children in their work. My thanks too to those members of staff who have been caring for the children of key workers so far this term, and who will continue to do so over the half term break.

Lastly, I hope you and your children have all seen our half term message to the children - if not, please click [here](#).

Wishing you all a happy and restful half term.

Chris Wight

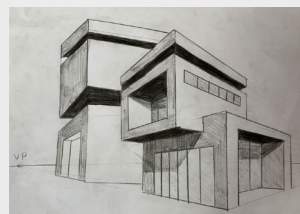

RECEPTION MUSIC: WE HAVE BEEN MAKING DINOSAURS AND SINGING 'THE DINOSAUR SONG'!




ART: WE HAVE BEEN INSPIRED BY PAUL KLEE IN YEAR 1



...WE HAVE CREATED OUR DREAM HOMES USING 2-POINT PERSPECTIVE IN YEAR 6



...WE HAVE DRAWN 3D VEHICLES IN YEAR 2



YEAR 1: WE HAVE BEEN READING THE GINGERBREAD MAN, WRITING RECIPE INSTRUCTIONS AND LEARNING ABOUT FLOATING AND SINKING



Recipe for making acid of 250

Ingredients	Equipment
1 cup sugar 1/2 cup water 1/2 cup vinegar 1 zip lock bag	1 zip lock bag 1 cup 1/2 cup 1/2 cup
Description	

Instructions

1. Pour the vinegar into the zip lock bag.
2. Put the water in the zip lock bag.
3. Then put the sugar in the zip lock bag.

Recipe for Sunny day milkshake.

Ingredients	Equipment
Strawberries Banana Raspberries Milk Ice cream	Blender Chopping board Knife
Description	


Instructions

1. Wash, chop strawberries and banana.
2. Next, chop all fruits in to bits.
3. Then throw in milk and ice cream.
4. Whiz it up for 40 seconds.
5. Put your sunglasses on, go outside and enjoy!


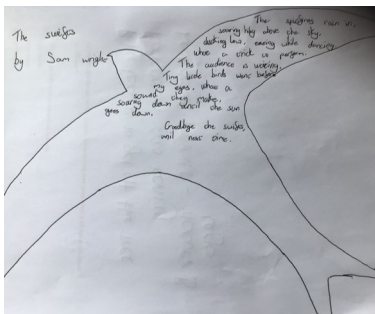


6 Next Add some milk in the blender
7 After that Add the tea in there
8 Next Add some sugar in there
9 Finally mix it up but your mouth!



YEAR 5 SCIENCE: WE HAVE BEEN LEARNING ABOUT ASEXUAL REPRODUCTION IN PLANTS



YEAR 6 DRAMA: WE HAVE BEEN WRITING AND ILLUSTRATING POETRY ABOUT SWIFTS



Well done to Eliza M who has received a Pre-Prep Special Award from Mrs Windows for her fantastic clean up at the local park.



LEARNING AT HOME

COOKERY CLUB COMPETITION: If your child would like to send in their very own cookery demonstration, please email them to Mr Wright c.wright@herefordcs.com.

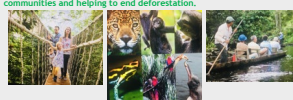
HAY FESTIVAL: The Hay Festival is running online throughout half term. See the programme [here](#), including many events for children.

YEAR 4: WE HAVE BEEN CREATING ECO TOURISM ADVERTS FOR THE AMAZON

Be an ECOTOURIST, visit **\$5,000 pp**
The Amazon Rainforest!



Experience.....
Of a lifetime in the largest rainforest in the world. Have a low impact on the environment by staying in our eco-friendly lodges. Be assured that the profits made from your holiday will go towards the local communities and helping to avoid deforestation.



Features The huge canopy of the Amazon rainforest is home to many species, from the most common to the rarest.

Experiences The vast biodiversity of the Amazon rainforest has many unique experiences, from the most common to the rarest.

Experiences Through the largest river system in the world, travel quietly by canoe to save wildlife and the forest from pollution.

MERIT CERTIFICATES HAVE BEEN AWARDED TO:

Aidan J, Aiden O, Alex S, Anna L, Annie M (2), Auzie L, Avitej S (2), Barney S, Beatrix M-J (4), Ben E, Ben P (5), Callum O (2), Charlie B, Charlie F, Devon C, Edith P, Eirian T (3), Eloise W, Emilio A, Emmeline M, Esther W (3), Finley H (2), Florence B (2), Florence M (2), Freddie T (2), George D (2), George Mar (2), George Mat (3), George W-C, Hannah W (3), Harry B, Harry W, Hector J, Henry B (2), Henry Cap (2), Henry Co, Herbie L, Honor W, Hugo H (3), Humphrey L, Hunter M (2), Iona A, Isabel D (4), Jack C, Jamie P (2), Jemima H (2), Jemima L, Jonty G (2), Luca L (2), Maddy G, Maisie G, Mariana A, Max B (2), Molly G (2), Monty B-G (3), Naiya G.

LINKS TO THIS WEEK'S VIDEOS...

- ▶ The week started with [Mr Wright's remote assembly](#) and today we enjoyed our [whole school assembly](#), led by the Dean.
- ▶ You can find Miss Toolan's latest 'song for the week' on Firefly [here](#) and Mrs Gummerson's cookery club challenge is [here](#).

REMEMBER! YOU CAN SEE OUR UPDATED 'LEARNING AT HOME' PLANS AND PARENTS' FAQs ON FIREFLY

